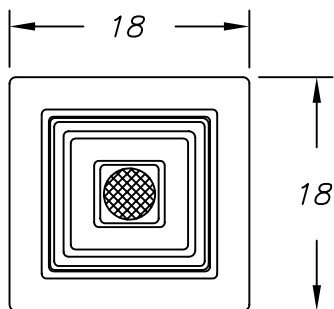
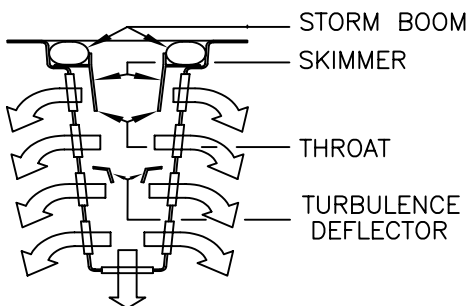


Part # GISB-18-18-18

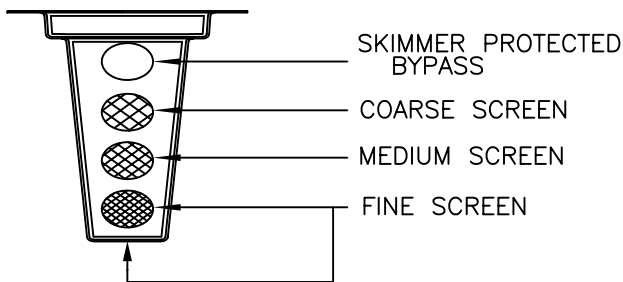


TOP VIEW

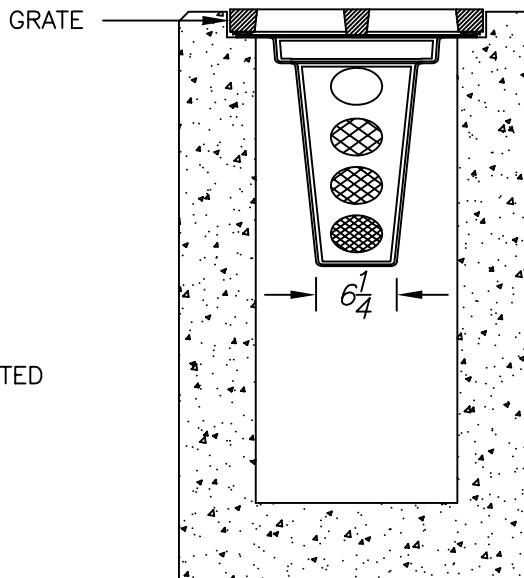
FLOW SCHEMATIC



SIDE VIEW



Flow Specifications				
Description of filter opening	Percent Open <i>Based on Screen Dimensions</i>	Total Square Inches per Unit	Square Inches of Total Unobstructed Openings	Flow Rate (Cubic Feet per Second)
Skimmer protected By-Pass	100%	50.3	50.3	1.8 cfs
Coarse Screen 3/4" x 1-3/4" stainless steel flattened expanded	62%	50.3	31.2	1.4 cfs
Medium Screen 10x10 mesh stainless steel	56%	50.3	28.2	1.4 cfs
Fine screen 14 x 18 mesh stainless steel	68%	49.0	33.3	1.8cfs
THROAT FLOW RATE Total: 0.8 cfs		TREATED FLOW RATE Total: 4.6cfs		
FLOW RATES BASED ON UNOBSTRUCTED OPENINGS				



CONCRETE STRUCTURE

REMOVE GRATE
INSERT GISB
REINSTALL GRATE

BOX MANUFACTURED FROM MARINE GRADE FIBERGLASS & GEL COATED FOR UV PROTECTION

5 YEAR MANUFACTURERS WARRANTY

PATENTED

ALL FILTER SCREENS ARE STAINLESS STEEL

SUNTREE QUALITY PRODUCTS ARE BUILT FOR EASY CLEANING AND ARE DESIGNED TO BE PERMANENT INFRASTRUCTURE AND SHOULD LAST FOR DECADES.

SUNTREE TECHNOLOGIES 798 CLEARLAKE RD. SUITE #2 COCOA FL. 32922 TEL. 321-637-7552 FAX 321-637-7554		PROJECT:	
GRATE INLET SKIMMER BOX GISB-18 X 18 X 18		REVISIONS:	DATE:
DATE: 04/12/04	SCALE: SF = 15	REVISIONS:	DATE:
DRAFTER: N.R.B.	UNITS = INCHES	REVISIONS:	DATE: